

DE-72M10HC550W-590W

Small in size, bigger on power

- Up to 590W, 22.8% module efficiency with high density interconnect technology
- Reduce installation cost with higher power bin and efficiency
- Boost performance in warm weather with low temperature coefficient and operating temperature

High customer value

- Lower LCOE, reduced BOS cost, better ROI
- Lowest guaranteed first year and annual degradation
- Optimized compatibility with existing mainstream system components

High output power


- Based on M10-182mm solar cells with N-type TopCon technology
- High density interconnection provides improved power density
- MBB technology improves light-trapping effect and current-collection, while lowering series resistance

High reliability

- Minimized micro-cracks with innovative non-destructive cutting technology minimizes micro-cracking
- Ensured PID resistance through improved cell process and module material control
- Resistant to harsh environments
- Mechanical performance up to +5400/-2400 Pa

Longer warranty

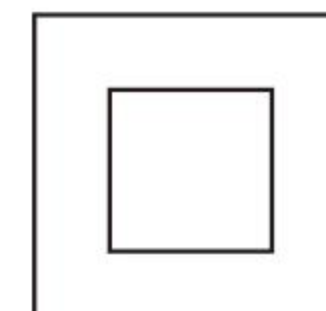
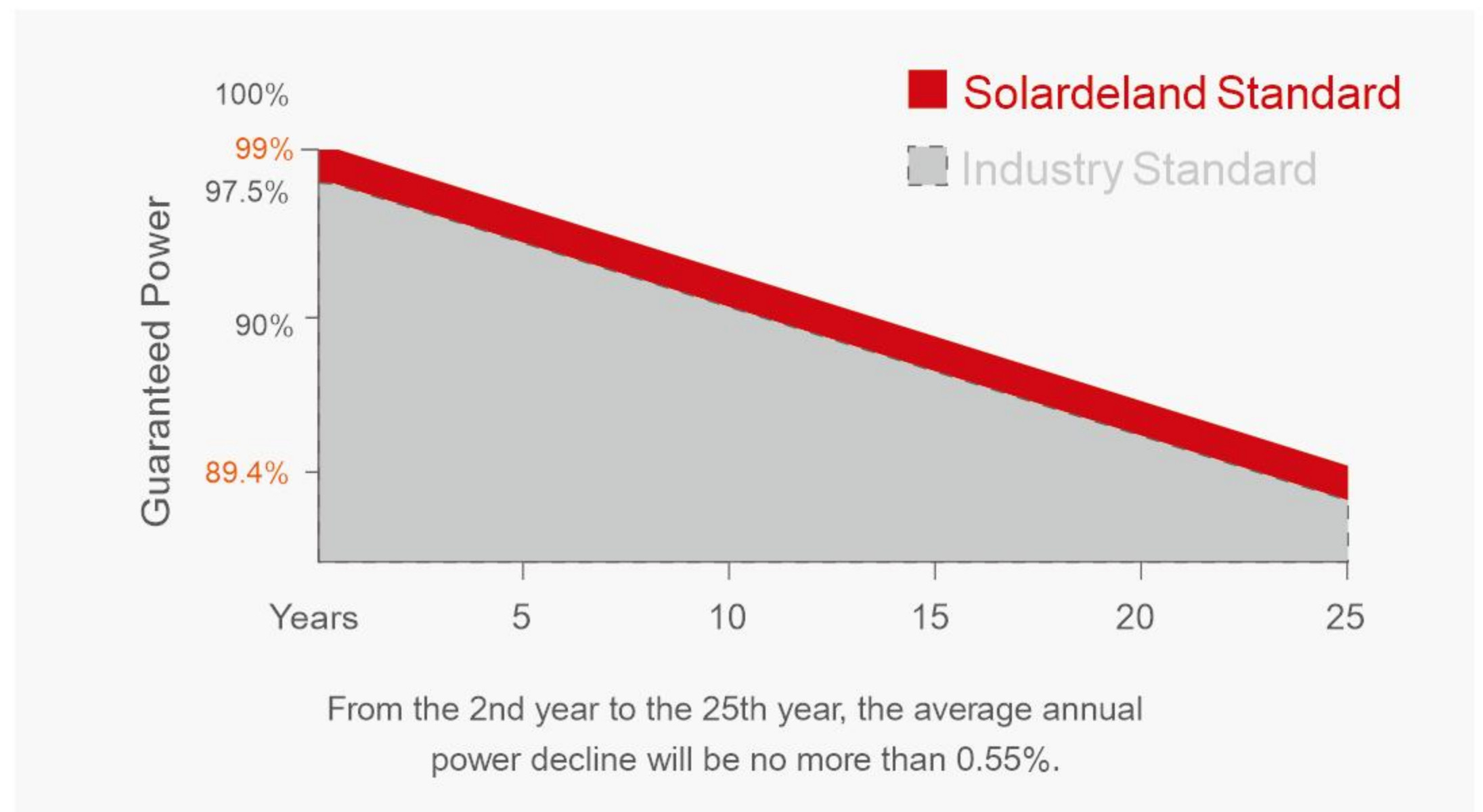
- First-year degradation 1% and annual degradation at 0.4%
- Up to 12 years product warranty and 25 years power warranty



PRODUCT Warranty

12 YEARS Product Warranty

25 YEARS Performance guarantee



M10-MONOFACIAL 550W-590W

MECHANICAL PARAMETERS

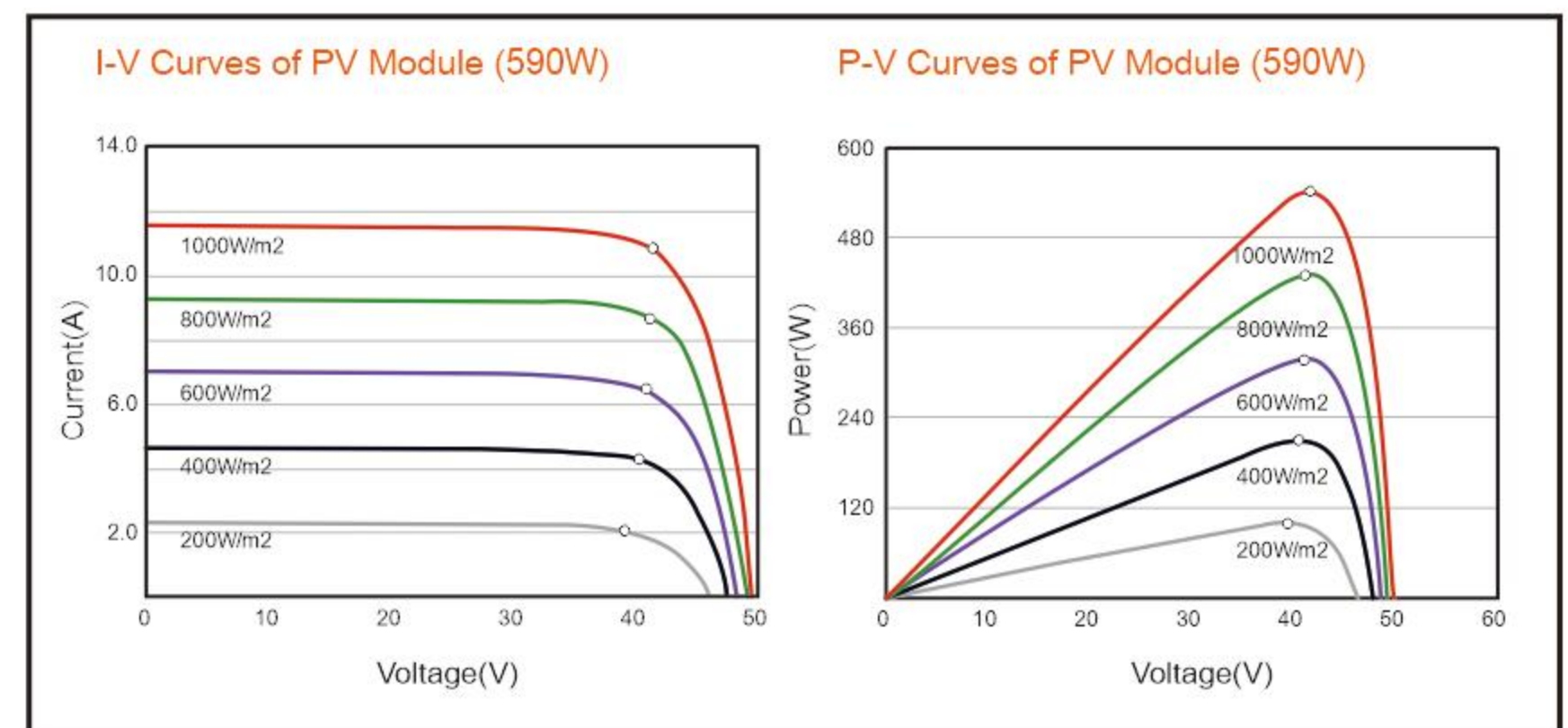
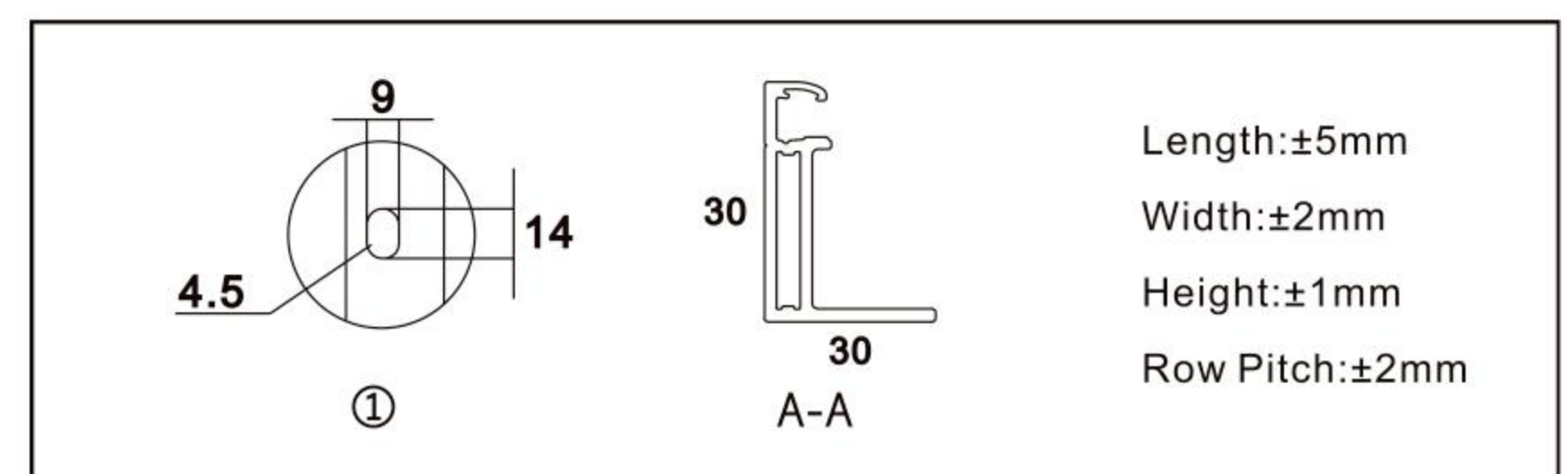

Cell Orientation	6*24(144)solar half cells
Junction Box	IP 68 3 diodes
Output Cable	Output Cable
Front Glass	3.2 mm, Anti-reflection Coating, High Transmission, Low Iron, Fully Strengthened Glass
Frame	30mm Anodized Aluminium Alloy
Weight	27Kg(+/-0.5kg)
Dimension	2278*1134*30mm
Packaging	36pcs/pallet,720pcs/40HQ Container

OPERATING PARAMETERS

Operational Temperature	-40~+85°C
Power Output Tolerance	0~5W
Voc and Isc Tolerance	±3%
Maximum System Voltage	1000/1500VDC(IEC)
Maximum Series Fuse Rating	25A
Nominal Operational Cell Temperature	45±2°C
Protection Class	Class II
Fire Rating	UL type 1 or 2 IEC Class C

PRODUCT WARRANTY

Warranty for Materials and Processing	12 Years
Warranty for Extra Linear Power Output	25 Years



ELECTRICAL CHARACTERISTICS

STC AM1.5 1000W/m² 25°C NOCT:AM1.5 800W/m² 20°C 1m/s Test uncertainty for Pmax: ±3%

Module Type	DE-72M10HC550W		DE-72M10HC560W		DE-72M10HC570W		DE-72M10HC580W		DE-72M10HC590W	
	STC	NOCT	STC	NOCT	STC	NOCT	STC	NOCT	STC	NOCT
Maximum Power(Pmax/W)	550W	414W	560W	421W	570W	428W	580W	435W	590W	442W
Voltage at Maximum Power(Vmp/V)	42.00	39.60	42.40	40.00	42.80	40.40	43.20	40.80	43.60	41.20
Current at Maximum Power(Imp/A)	13.10	10.45	13.21	10.53	13.32	10.59	13.43	10.66	13.54	10.73
Open Circuit Voltage(Voc/V)	51.00	48.60	51.40	49.00	51.80	49.40	52.20	49.80	52.60	45.20
Short Circuit Current(sc/A)	13.88	11.08	14.00	11.16	14.12	11.23	14.23	11.30	14.35	11.37
Module Efficiency(%)	21.30%		21.70%		22.10%		22.50%		22.80%	

MECHANICAL LOADING

Front Side Maximum Static Loading	5400Pa
Rear Side Maximum Static Loading	2400Pa
Hailstone Test	25mm Hailstone at the speed of 23m/s

TEMPERATURE RATINGS(STC)

Temperature Coefficient of Isc	0.04%/°C
Temperature Coefficient of Voc	-0.24%/°C
Temperature Coefficient of Pmax	-0.30%/°C

Solarland

+49 15206248869 info@solarland.com www.solarland.com

Kreuzstr. 60, 40210 Düsseldorf, Germany

© 2024 SOLARDELAND All rights reserved.
Specifications included in this datasheet are subject to change without notice.

Solarland[®]
Clean Energy For You