

DE-72M10HC580W-615W

Small in size, bigger on power

- Up to 615W, 23.8% module efficiency with high density interconnect technology
- Reduce installation cost with higher power bin and efficiency
- Boost performance in warm weather with low temperature coefficient and operating temperature

High customer value

- Lower LCOE, reduced BOS cost, better ROI
- Lowest guaranteed first year and annual degradation
- Optimized compatibility with existing mainstream system components

High output power

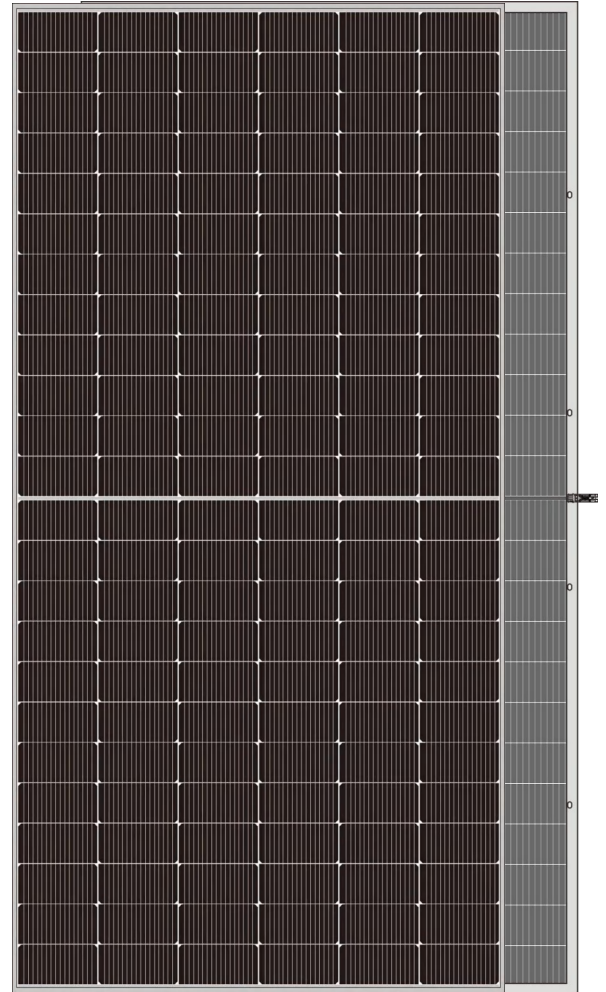
- Based on M 10-182mm solar cells with N-type TopCon technology
- High density interconnection provides improved power density
- MBB technology improves light-trapping effect and current-collection, while lowering series resistance

High reliability

- Minimized micro-cracks with innovative non-destructive cutting technology minimizes micro-cracking
- Ensured PID resistance through improved cell process and module material control
- Resistant to harsh environments
- Mechanical performance up to +5400/-2400 Pa

Longer warranty

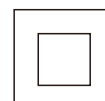
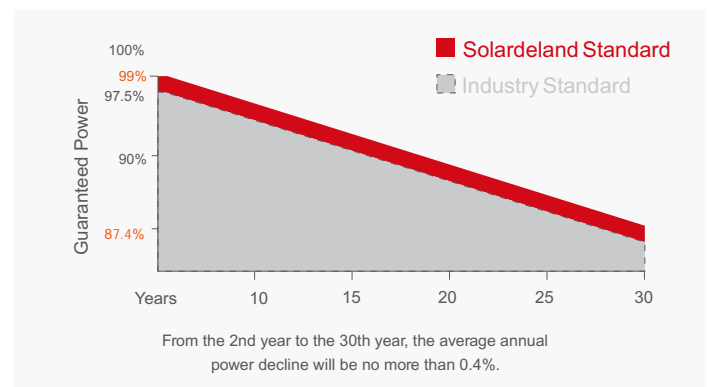
- First-year degradation 1% and annual degradation at 0.4%
- Up to 12 years product warranty and 30 years power warranty



PRODUCT Warranty

12 YEARS Product Warranty

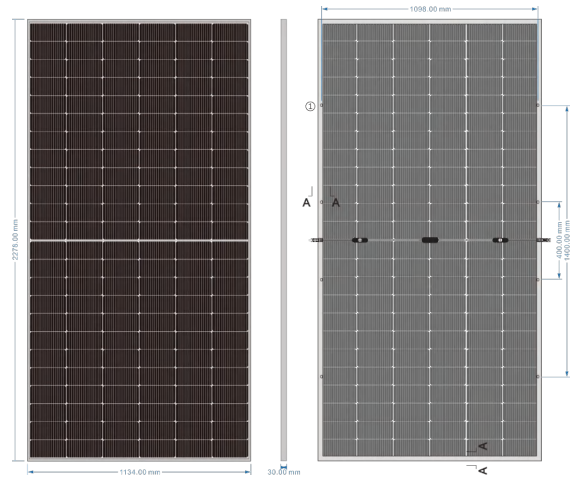
30 YEARS Performance guarantee



M10-BIFACIAL 580W-615W

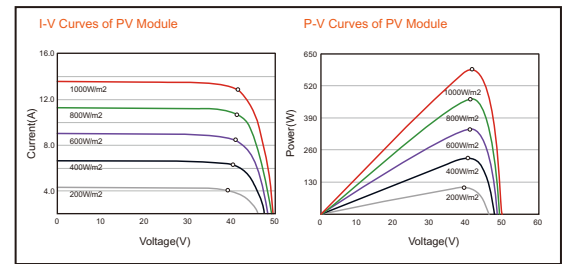
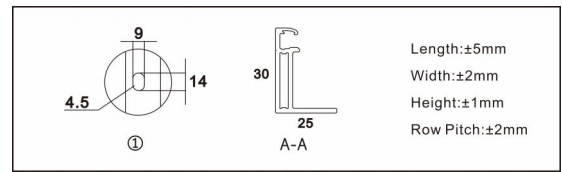
MECHANICAL PARAMETERS

Cell Type	N-Type TopCon Half-cut Cell
No. of Cells	144
Front Cover	2.0 mm glass, high transmission, AR coated, tempered
Encapsulation	EVA
Back Cover	2.0mm, HeatStrengthenedGlass
Junction Box	IP68 rated, 3 bypass diodes
Frame	30mm Anodized Aluminium Alloy
Cable	1 x 4 mm ² , 350 mm length or customized
Connectors	MC 4/ MC 4 compatible
Weight	31.5Kg
Dimension	2278*1134*30mm
Packaging	720pcs/40HQ Container



OPERATING PARAMETERS

Operational Temperature	-40~+85°C
Power Output Tolerance	0~5W
Voc and Isc Tolerance	±3%
Maximum System Voltage	1500VDC(IEC)
Maximum Series Fuse Rating	25A
Nominal Operational Cell Temperature	43 ± 2°C
Protection Class	Class II
Fire Rating	UL type 1 or 2 IEC Class C



ELECTRICAL CHARACTERISTICS STC AM1.5 1000W/m² 25°C NOCT:AM1.5 800W/m² 20°C 1m/s Test uncertainty for Pmax: ±3%

Module Type	DE-72M10HC580W		DE-72M10HC585W		DE-72M10HC590W		DE-72M10HC595W		DE-72M10HC600W		DE-72M10HC605W		DE-72M10HC610W		DE-72M10HC615W	
	STC	NOCT	STC	NOCT	STC	NOCT	STC	NOCT	STC	NOCT	STC	NOCT	STC	NOCT	STC	NOCT
Testing Condition	STC	NOCT	STC	NOCT	STC	NOCT	STC	NOCT	STC	NOCT	STC	NOCT	STC	NOCT	STC	NOCT
Maximum Power(Pmax/W)	580W	438W	585W	442W	590W	446W	595W	450W	600W	454W	605W	458W	610W	462W	615W	466W
Voltage at Maximum Power(Vmp/V)	43.50	40.70	43.70	40.90	43.90	41.10	44.10	41.30	44.30	41.50	44.50	41.70	44.70	41.90	44.90	42.10
Current at Maximum Power(Imp/A)	13.34	10.76	13.37	10.81	13.44	10.86	13.50	10.90	13.55	10.94	13.60	10.99	13.65	11.03	13.70	11.07
Open Circuit Voltage(Voc/V)	50.50	47.70	50.70	47.90	50.90	48.10	51.10	48.30	51.30	48.50	51.50	48.70	51.70	48.90	51.90	49.10
Short Circuit Current(sc/A)	14.08	11.36	14.14	11.41	14.19	11.46	14.25	11.51	14.30	11.55	14.35	11.60	14.41	11.64	14.46	11.68
Module Efficiency(%)	22.40%		22.60%		22.80%		23.00%		23.20%		23.40%		23.60%		23.80%	

MECHANICAL LOADING

Snow Load	5400 Pa or 550 kg/m ²
Wind Load	2400 Pa or 244 kg/m ²
Hail Resistance	Max. Ø 25 mm at 23 m/s

TEMPERATURE RATINGS(STC)

Temperature Coefficient of Isc	0.04%/°C
Temperature Coefficient of Voc	-0.24%/°C
Temperature Coefficient of Pmax	-0.30%/°C

Bifacial Output-Rearside Power Gain

5%	Maximum Power (Pmax)	609W	614W	620W	625W	630W	635W	641W	646W
	Module Efficiency STC(%)	23.5%	23.7%	23.9%	24.2%	24.4%	24.6%	24.8%	25.0%
10%	Maximum Power (Pmax)	638W	644W	649W	655W	660W	666W	671W	677W
	Module Efficiency STC(%)	24.6%	24.9%	25.1%	25.3%	25.5%	25.7%	26.0%	26.2%

Solardeland

+49 15206248869 info@solardeland.com www.solardeland.com

Kreuzstr. 60, 40210 Düsseldorf, Germany

