

DE-132G12HC700W-750W

Small in size, bigger on power

- Up to 750W, 24.2% module efficiency with high density interconnect technology
- Reduce installation cost with higher power bin and efficiency
- Boost performance in warm weather with low temperature coefficient and operating temperature

High customer value

- Lower LCOE, reduced BOS cost, better ROI
- Lowest guaranteed first year and annual degradation
- Optimized compatibility with existing mainstream system components

High output power


- Based on G 12-210mm solar cells with N-type TopCon technology
- High density interconnection provides improved power density
- MBB technology improves light-trapping effect and current-collection, while lowering series resistance

High reliability

- Minimized micro-cracks with innovative non-destructive cutting technology minimizes micro-cracking
- Ensured PID resistance through improved cell process and module material control
- Resistant to harsh environments
- Mechanical performance up to +5400/-2400 Pa

Longer warranty

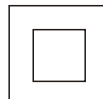
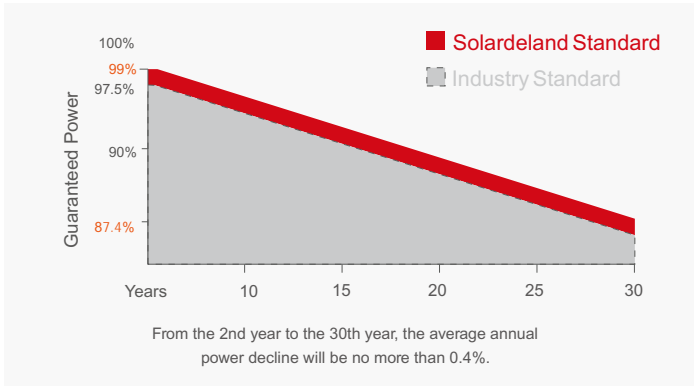
- First-year degradation 1% and annual degradation at 0.4%
- Up to 12 years product warranty and 30years power warranty



PRODUCT Warranty

12 YEARS Product Warranty

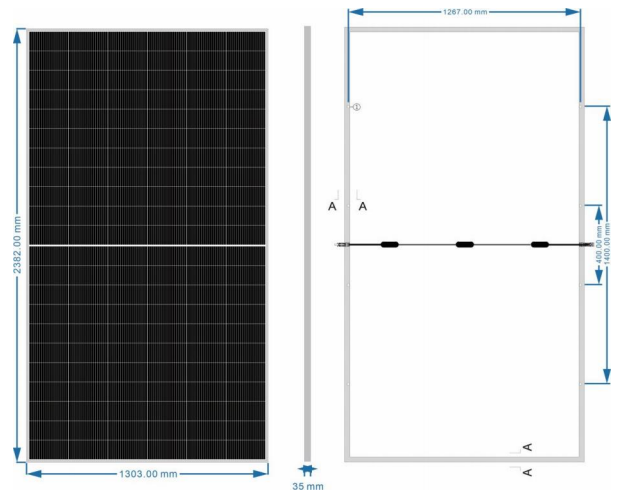
30 YEARS Performance guarantee



G12-MONOFACIAL 700W-750W

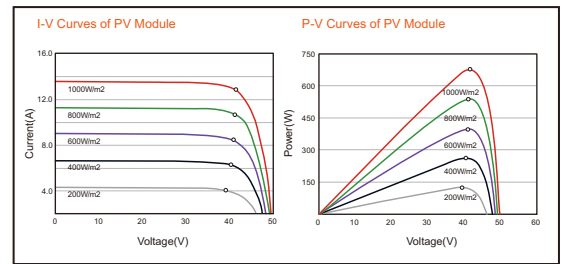
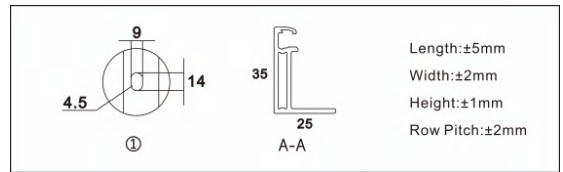
MECHANICAL PARAMETERS

Cell Type	N-Type TopCon Half-cut Cell
No. of Cells	132
Front Cover	3.2 mm glass, high transmission, AR coated, tempered
Encapsulation	EVA
Back Cover	White backsheet
Junction Box	IP68 rated, 3 bypass diodes
Frame	35mm Anodized Aluminium Alloy
Cable	1 x 4 mm ² , 350 mm length or customized
Connectors	MC 4/ MC 4 compatible
Weight	31Kg
Dimension	2382*1303*35mm
Packaging	558pcs/40HQ Container



OPERATING PARAMETERS

Operational Temperature	-40~+85°C
Power Output Tolerance	0~5W
Voc and Isc Tolerance	±3%
Maximum System Voltage	1500VDC(IEC)
Maximum Series Fuse Rating	25A
Nominal Operational Cell Temperature	43 ± 2°C
Protection Class	Class II
Fire Rating	UL type 1 or 2 IEC Class C



ELECTRICAL CHARACTERISTICS STC AM1.5 1000W/m² 25°C NOCT:AM1.5 800W/m² 20°C 1m/s Test uncertainty for Pmax: ±3%

Module Type	DE-132G12HC700W		DE-132G12HC710W		DE-132G12HC720W		DE-132G12HC730W		DE-132G12HC740W		DE-132G12HC750W	
	STC	NOCT	STC	NOCT	STC	NOCT	STC	NOCT	STC	NOCT	STC	NOCT
Testing Condition	STC	NOCT	STC	NOCT	STC	NOCT	STC	NOCT	STC	NOCT	STC	NOCT
Maximum Power(Pmax/W)	700W	529W	710W	536W	720W	543W	730W	550W	740W	557W	750W	564W
Voltage at Maximum Power(Vmp/V)	40.90	38.30	41.30	38.70	41.70	39.10	42.10	39.50	42.50	39.90	40.50	37.90
Current at Maximum Power(Imp/A)	17.29	13.96	17.36	13.99	17.44	14.03	17.51	14.07	17.58	14.10	17.65	14.14
Open Circuit Voltage(Voc/V)	47.00	44.40	47.40	44.80	47.80	45.20	48.20	45.60	48.60	46.00	49.00	46.40
Short Circuit Current(sc/A)	18.25	14.74	18.33	14.77	18.42	14.82	18.49	14.86	18.56	14.89	18.64	14.93
Module Efficiency(%)	22.50%		22.90%		23.20%		23.50%		23.80%		24.20%	

MECHANICAL LOADING

Snow Load	5400 Pa or 550 kg/m ²
Wind Load	2400 Pa or 244 kg/m ²
Hail Resistance	Max. Ø 25 mm at 23 m/s

TEMPERATURE RATINGS(STC)

Temperature Coefficient of Isc	0.04%/°C
Temperature Coefficient of Voc	-0.24%/°C
Temperature Coefficient of Pmax	-0.30%/°C

Solardeland

+49 15206248869 info@solardeland.com www.solardeland.com

Kreuzstr. 60, 40210 Düsseldorf, Germany

© 2024 SOLARDELAND All rights reserved.
Specifications included in this datasheet are subject to change without notice.

Solardeland[®]
Clean Energy For You